

List Price Sheet PVC08-1  
Dated August 1, 2008  
Subject to Change Without Notice



# *GENOVA*

## **PVC**

Drain - Waste - Vent

Fittings

Possession of this price list shall not be construed as an offer to sell the products listed.

Possession of this price list shall not be construed as an offer to sell the products listed.

LT Connections/D.A. Fehr, Inc. is not responsible for typographical or printing errors that may be contained in this price sheet.

There is an LT Connections/D. A. Fehr warehouse near you.....


50 Keystone Blvd. East  
Pottsville, PA 17901  
800-325-8999  
866-922-0076 Fax




6403 Deere Road  
Syracuse, NY 13206  
800-822-8999  
315-437-6269 Fax

1019 S. Fifth Street  
Sanford, NC 27330  
800-547-9089  
919-774-6173 Fax


Web Site:	<a href="http://www.LTConnections.com">www.LTConnections.com</a>	e-mail: <a href="mailto:info@ltconnections.com">info@ltconnections.com</a>
	<a href="http://www.DAFehr.com">www.DAFehr.com</a>	e-mail: <a href="mailto:info@dafehr.com">info@dafehr.com</a>
	<a href="http://www.LTCopper.com">www.LTCopper.com</a>	e-mail: <a href="mailto:info@ltcopper.com">info@ltcopper.com</a>

Description	Old Sloane Part No.	Size	Genova Part No.	Master Ctn.	Skid Qty.	List Each
<b>Coupling (H X H)</b>						
	3000	1-1/4"	70114	50	4500	\$ 4.09
	3001	1-1/2"	70115	100	6000	\$ 1.24
	3002	2"	70120	100	3600	\$ 1.62
	3003	3"	70130	20	1200	\$ 5.60
	3004	4"	70140	10	600	\$ 9.24
	3006	6"	70160			\$ 30.08


Used to join straight lengths of pipe.

<b>Repair Coupling (H X H)</b>						
	3001R	1-1/2"	70116	100	4500	\$ 6.32
	3002R	2"	70122	100	3600	\$ 4.42
	3003R	3"	70133	20	1200	\$ 11.13
	3004R	4"	70144	10	600	\$ 21.43


Furnished without center stop so that stationary lengths of pipe can be spliced together.

<b>Reducer Coupling (H X H)</b>						
	3022	2" X 1 1/2"	70121	100	4500	\$ 3.37
	3023	3" X 1 1/2"	70131	20	1600	\$ 10.29
	3024	3" X 2"	70132	20	1600	\$ 7.89
	3025	4" X 2"	70142	20	720	\$ 15.67
	3026	4" X 3"	70143	20	720	\$ 16.66

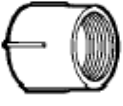
Used to reduce or increase pipe sizes.

<b>Flush Bushing (Spg X H)</b>						
	2750	1 1/2" X 1 1/4"	70211	50	4500	\$ 4.17
	2752	2" X 1 1/2"	70221	100	12000	\$ 1.99
	2760	2" X 1 1/4"	70224	70	1080	\$ 4.27
	2762	3" X 1 1/2"	70231	20	2500	\$ 9.58
	2754	3" X 2"	70232	20	2400	\$ 5.01
	2758	4" X 2"	70242	10	1200	\$ 16.68
	2756	4" X 3"	70243	10	1200	\$ 8.51
	2767	6" X 4"	70264	10	360	\$ 44.29
(Spg X Fpt)	2753	2" X 1 1/2"	★	65	9360	\$ 6.49


Inserts into fitting hub to reduce to smaller pipe sizes.

<b>Male Adapter (H X MPT)</b>						
	2870	1-1/4"	70414	50	4500	\$ 3.67
	2871	1-1/2"	70415	100	12000	\$ 2.24
	2872	2"	70420	100	8000	\$ 2.92
	2873	3"	70430	20	1600	\$ 8.39
	2874	4"	70440	10	520	\$ 18.58

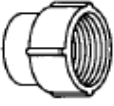





Adapts to standard female pipe threads. Teflon thread tape is recommended for threaded joints.









<b>Female Adapter (H X FPT)</b>						
	2890	1-1/4"	70314	50	4500	\$ 7.37
	2891	1-1/2"	70315	100	6000	\$ 2.19
		1 1/2" X 1 1/4"	70311	100		\$ 9.68
	2892	2"	70320	100	3600	\$ 3.68
	2893	3"	70330	20	1200	\$ 9.92
	2894	4"	70340	10	600	\$ 12.71
2896	6"	70360	10	200	\$ 42.69	


Adapts to standard male pipe threads. Teflon thread tape is recommended for threaded joints.

<b>Fitting C.O. Adapter, w/Plug (Spg. X Fpt)</b>						
	3701A	1-1/2"	71615	100	4500	\$ 3.74
	3702A	2"	71620	100	3600	\$ 5.13
	3703A	3"	71630	20	1200	\$ 10.39
	3704A	4"	71640	10	600	\$ 18.82


Solvent welds into fitting hub to provide access to piping. Teflon thread tape is recommended for threaded joints

Description	Old Sloane Part No.	Size	Genova Part No.	Master Ctn.	Skid Qty.	List Each
<b>Fitting C.O. Adapter (Spg. X Fpt)</b>						
	3701	1-1/2"	71614	100	6000	\$ 2.51
	3702	2"	71619	100	4500	\$ 3.53
	3703	3"	71629	20	1440	\$ 9.96
	3704	4"	71639	10	600	\$ 16.36
	3706	6"	71659	10	200	\$ 43.81
Solvent welds into fitting hub and adapts to male threaded plug. This fitting is a component part of Fitting CO w/Threaded Plug.						
<b>Cleanout Plug (MPT)</b>						
	3051	1-1/2"	71815	100	12000	\$ 2.06
	3052	2"	71820	100	6000	\$ 2.10
	3053	3"	71830	100	3600	\$ 4.09
	3056	3 1/2"	★	25	3600	\$ 24.19
	3054	4"	71840	10	1500	\$ 6.03
	3057	6"	71860	10	480	\$ 20.04
These threaded plugs offer a corrosion proof alternative to metal plugs. Teflon thread tape is recommended for joints.						
<b>"Snap In" Cleanout w/Countersunk Plug - Flush Fit (Spg)</b>						
	4746	3"	★	25	1800	\$ 22.47
<b>Countersunk Plug (Mpt)</b>						
	3063	3"	71853	100	4500	\$ 8.03
		4"	71854	10		\$ 8.08
A must for basement floor installation. Eliminates tripping hazard posed by conventional raised head plugs. Interchanges w/Brass or plastic plugs.						
<b>Caps (Hub)</b>						
	3081	1-1/2"	70151	100	8000	\$ 4.63
	3082	2"	70152	100	6000	\$ 7.71
	3083	3"	70153	20	2400	\$ 13.36
	3084	4"	70154	10	960	\$ 19.08
Used for permanently or temporarily capping pipe.						
<b>22 1/2 Deg Elbow (H X H)</b>						
	2551	1-1/2"	70815	100	3600	\$ 3.22
	2552	2"	70820	20	2400	\$ 3.99
	2553	3"	70830	20	720	\$ 10.22
	2554	4"	70840	10	360	\$ 15.60
	2556	6"	70860	5	75	\$ 93.82
Used to change direction in piping. Sometimes called a 1/16 Bend						
<b>22 1/2 Deg Street Elbow (H X Spgt)</b>						
	2561	1 1/2"	75815	100	4500	\$ 9.09
	2562	2"	75820	20	2400	\$ 9.74
	2563	3"	75830	20	720	\$ 15.32
	2564	4"	75840	10	300	\$ 22.32
Used to change direction in piping. Sometimes called a St. 1/16 Bend.						
<b>45 Deg Elbow (H X H)</b>						
	2500	1-1/4"	70614	50	2400	\$ 4.41
	2501	1-1/2"	73615	100	2700	\$ 2.48
	2502	2"	73620	100	1200	\$ 3.54
	2503	3"	70630	20	540	\$ 10.46
	2504	4"	70640	10	270	\$ 17.04
	2506	6"	70660			\$ 68.71
	<b>Short Turn</b>	1-1/2"	70615-SHORT	100	2700	\$ 2.30
	<b>Short Turn</b>	2"	70620-SHORT	100	1200	\$ 3.64
Used to change direction in piping. Sometimes called an 1/8 Bend						

Description	Old Sloane Part No.	Size	Genova Part No.	Master Ctn.	Skid Qty.	List Each
<b>45 Deg Street Elbow (Spg X Hub)</b>						
	2401	1-1/2" Short Turn	72715	100	4500	\$ 2.25
		1-1/2" Long Turn	72716	100	4500	\$ 2.27
	2402	2"	72720	100	1800	\$ 3.49
	2403	3"	72730	20	540	\$ 9.52
	2404	4"	72740	10	270	\$ 16.29
	2406	6"	72760			\$ 84.16
Used to change direction from a fitting hub to a pipe. Sometimes called an St. 1/8 Bend.						
<b>60 Deg Elbow (H X H)</b>						
	2601	1-1/2"	70915	100	3000	\$ 4.41
	2602	2"	70920	20	1440	\$ 5.87
	2603	3"	70930	20	540	\$ 20.84
	2604	4"	70940	10	270	\$ 29.64
Used to change direction in piping. Sometimes called a 1/6 Bend						
<b>90 Deg Vent Elbow (H X H)</b>						
	2201	1-1/2"	70715	100	2700	\$ 4.68
	2202	2"	70720	20	1440	\$ 6.53
	2203	3"	70730	20	540	\$ 16.46
Used to change direction in the "dry" portion of vent piping where water flow is not a consideration.						
<b>90 Deg Elbow (H X H)</b>						
	2250	1-1/4"	72814	50	3000	\$ 7.82
	2251	1-1/2"	72815	100	2700	\$ 2.51
	2252	2"	72820	100	1200	\$ 3.97
	2253	3"	72830	20	360	\$ 11.72
	2254	4"	72840	10	180	\$ 21.40
	2256	6"	72860			\$ 75.08
			2" X 1-1/2"	72821	20	100
	2223	4" X 3"	72834	20	240	\$ 18.00
Used to change direction in piping. Sometimes called a "1/4 Bend"						
<b>90 Deg Elbow w/Side Inlet (H X H X Spg/H)</b>						
	2235	3" X 2" Spg or 1-1/2" Hub *	73131*	20	360	\$ 25.98
Used to connect a branch line or vent at a change of direction in a larger vertical or horizontal pipe. *The inlet is constructed to accept a 2" fitting over its outside diameter or an 1 1/2" pipe into its inside diameter.						
<b>90 Deg Street Elbow (Spg. X H)</b>						
	2451	1-1/2"	72916	100	2700	\$ 3.13
	2452	2"	72926	20	1200	\$ 4.76
	2453	3"	72936	20	360	\$ 12.03
	2454	4"	72946	10	270	\$ 22.63
	2456	6"				\$ 104.58
Used to change direction in piping Sometimes called a "Street 1/4 Bend"						
<b>90 Deg Long Sweep Elbow (H X H)</b>						
	2276	1-1/2"	73815	100	1200	\$ 5.61
	2277	2"	73820	80	960	\$ 6.06
	2278	3"	73830	20	240	\$ 14.28
	2279	4"	73840	10	120	\$ 27.26
Used to change direction in piping sometimes called a "Long Turn 1/4 Bend"						
<b>90 Deg Lowheel Inlet Elbow (H X H X Spg/H or H X H X H)</b>						
	2244	3" X 2" Spg or 1-1/2" Hub *	73031*	20	360	\$ 18.17
	2245	3" X 2" Hub	73032	20	360	\$ 19.76
Used to connect a branch line or vent at a change of direction in a larger vertical or horizontal pipe. *The inlet is constructed to accept a 2" fitting over its outside diameter or an 1 1/2" pipe into its inside diameter						


Description	Old Sloane Part No.	Size	Genova Part No.	Master Ctn.	Skid Qty.	List Each
<b>Double 90 Deg Elbow (H X H X H)</b>						
	2261	1-1/2"	70716	50		\$ 8.01
	2263	3"	70736	10	320	\$ 34.31
	2265	2" X 1 1/2" X 1 1/2"	70722	20	1200	\$ 10.73

Ideal for "Back to Back" sink or lavatory installations.


<b>WYE (H X H X H)</b>						
	2300	1-1/4"	71014	50	3000	\$ 8.59
	2301	1-1/2"	71015	25	1500	\$ 6.47
	2302	2"	71020	20	720	\$ 7.57
	2303	3"	71030	20	240	\$ 20.47
	2304	4"	71040	5	135	\$ 37.12
	2306	6"	71060			\$ 112.04
	2325	2" X 1 1/2"	71021	20	900	\$ 9.32
	2324	2" X 1 1/2" X 1 1/2"	71023	20	720	\$ 10.69
	2331	3" X 1 1/2"	71031	20	360	\$ 13.39
	2326	3" X 2"	71032	20	360	\$ 15.14
		4" X 4" X 1 1/2"	71041	10		\$ 40.00
	2328	4" X 2"	71042	10	270	\$ 22.33
	2327	4" X 3"	71043	10	120	\$ 30.13
	2344	6" X 4"	71064			\$ 82.36


Used when connecting a branch line into a horizontal drain pipe. Also used in conjunction with a "Twist-Lok" plug to provide a cleanout in a drain pipe.

<b>WYE, Street (Spg. X H X H)</b>						
	5303	3"	★	20	360	\$ 25.94
	5327	4" X 4" X 3"	★	5	160	\$ 48.12
	5328	4" X 4" X 2"	★	5	240	\$ 56.68

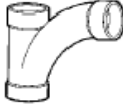
<b>Double Wye (All Hub)</b>						
	2351	1-1/2"	73415	20	900	\$ 14.62
	2352	2"	73420	20	540	\$ 15.74
	2374	2" X 2" X 1 1/2" X 1 1/2"	73421	20	720	\$ 14.38
	2353	3"	73430	10	120	\$ 40.58
	2376	3" X 3" X 1 1/2" X 1 1/2"	73431	10	270	\$ 28.69
	2377	3" X 3" X 2" X 2"	73432	10	270	\$ 30.23
	2354	4"	73440	5	60	\$ 82.31
	2380	4" X 4" X 2" X 2"	73442	5	135	\$ 49.36
	2381	4" X 4" X 3" X 3"	73443	5	90	\$ 65.18
	2388	6" X 6" X 4" X 4"	★	3	54	\$ 172.37

Used to bring two branch lines into a horizontal drain pipe.

<b>Double Fixture Tee (H X H X H X H)</b>						
	4149	2" X 1 1/2" X 1 1/2" X 1 1/2"	72621★	20	960	\$ 23.76

<b>Vent Tee (H X H X H)</b>						
	2101	1-1/2"	71415	10	1500	\$ 10.91
	2102	2"	71420	10	1200	\$ 9.24
	2103	3"	71430	10	360	\$ 28.78
		4"	71440	10		\$ 38.11

Used primarily in seepage bed piping grids in conjunction with perforated pipe. Used where flow characteristics are not a primary consideration.

Description	Old Sloane Part No.	Size	Genova Part No.	Master Ctn.	Skid Qty.	List Each
<b>Long Turn Tee Wye (H X H X H)</b>						
	4301	1-1/2"	72515	20	900	\$ 9.19
	4302	2"	72520	10	450	\$ 10.93
	4303	3"	72530	10	120	\$ 27.20
	4304	4"	72540	5	60	\$ 53.90
	4320	2" X 1 1/2"	72521	20	640	\$ 13.20
	4326	3" X 1-1/2"	72531	10	320	\$ 22.87
	4327	3" X 2"	72532	10	270	\$ 17.98
	4337	4" X 2"	72542	10	200	\$ 29.24
	4338	4" X 3"	72543	5	100	\$ 36.54

Used in some plumbing code areas to connect a branch line into a vertical drain pipe instead of a conventional tee fitting. Also used to connect a horizontal branch pipe approaching a horizontal drain pipe on the perpendicular.

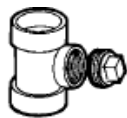
**Cleanout Test Tee (H X H X Fpt)**



2114	1-1/2"	71416	10	1500	\$ 7.68
2115	2"	71421	10	1200	\$ 9.43
2116	3"	71431	10	450	\$ 18.82
2117	4"	71441	10	180	\$ 35.00

Used in conjunction with a threaded plug to provide a cleanout opening. Teflon thread tape is recommended for joints

**Cleanout Test Tee w/ Cleanout Plug**



2114A	1-1/2"	71315	10	1500	\$ 10.69
2115A	2"	71320	10	1200	\$ 12.34
2116A	3"	71330	10	480	\$ 23.60
2117A	4"	71340	10	180	\$ 37.10

Used at the base of a vertical drain pipe to provide a cleanout opening flush with the finished wall.

**Sanitary Tee (H X H X H)**




2150	1-1/4"	71114	50	2400	\$ 6.76
2151	1-1/2"	71115	20	1600	\$ 4.23
2152	2"	71120	20	900	\$ 6.22
2153	3"	71130	20	240	\$ 15.94
2154	4"	71140	10	120	\$ 27.74
2156	6"	71160			\$ 121.17
2126	2 X 1 1/2"	71121	20	900	\$ 5.50
2127	2 X 1 1/2 X 2"	71122	20	900	\$ 6.62
2128	2 X 1 1/2 X 1 1/2"	71123	20	1200	\$ 5.47
2131	3 X 1 1/2"	71131	20	540	\$ 11.56
2130	3 X 2"	71132	20	540	\$ 12.21
	4 X 1 1/2"	71141	10		\$ 28.76
2134	4 X 2"	71142	10	270	\$ 25.97
2136	4 X 3"	71143	10	180	\$ 35.28
	6 X 4"	71164	5		\$ 117.20

Used when connecting a branch line into a vertical drain pipe.

**Sanitary Tee Street (Spg X H X H)**

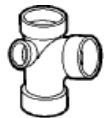


5154	4"	76140	10	180	\$ 53.99
------	----	-------	----	-----	----------

Description	Old Sloane Part No.	Size	Genova Part No.	Master Ctn.	Skid Qty.	List Each
<b>Sanitary Tee w/ Right Side Inlet (H X H X H X H)</b>						
	2146R	3" X 3" X 2" X 2"	★	20	480	\$ 47.13
	2147R	3" X 3" X 3" X 1 1/2"	★	10	320	\$ 30.86
	2148R	3" X 3" X 3" X 2"	77232	10	200	\$ 29.72

This fitting provides for the connection of 2" vent or branch waste piping to a vertical pipe.

**Sanitary Tee w/ Left Side Inlet (H X H X H X H)**



2148L	3" X 3" X 3" X 2"	77132	10	200	\$ 29.72
-------	-------------------	-------	----	-----	----------

This fitting provides for the connection of 2" vent or branch waste piping to a vertical pipe.

**Sanitary Tee w/Right & Left Side Inlets (H X H X Spg/H X Spg/H)**



2147LR**	3" X 3" X 3" X 1 1/2" X 1 1/2"	77031	10	270	\$ 45.31
----------	--------------------------------	-------	----	-----	----------

\*\*Provides for the connection of 1 1/2" or 2" vent or branch waste piping to a vertical pipe as well as receiving the discharge of a water closet.

The inlets are constructed to accept a 2" fitting hub over their outside diameter or an 1 1/2" pipe into their inside diameter.



2157LR	4" X 4" X 4" X 2" X 2"	77042	5	90	\$ 53.84
--------	------------------------	-------	---	----	----------

Provides for the connection of 2" vent or branch waste piping to a vertical pipe as well as receive the discharge of a water closet.

**Double Sanitary Tee (H X H X H X H)**



2187	1-1/2"	73515	20	1200	\$ 8.64
2186	2"	73520	15	675	\$ 12.70
2184	3"	73530	10	180	\$ 35.50
2185	4"	73540	5	90	\$ 57.08
2188	2" X 2" X 1 1/2" X 1 1/2"	73521	15	675	\$ 9.58
2189	3" X 3" X 1 1/2" X 1 1/2"	73531	10	360	\$ 20.38
2181	3" X 3" X 2" X 2"	73532	10	360	\$ 21.43
2190	4" X 4" X 2" X 2"	73542	5	180	\$ 47.22
2191	4" X 4" X 3" X 3"	73543	10	120	\$ 48.44

Used to bring two branch lines into a vertical drain pipe.

**Two-Way Cleanout Tees (H X H X H)**



3723	3"	71633	10	120	\$ 38.03
3724	4"	71644	5	60	\$ 49.23

Used with a vertical pipe stack, this fitting provides for above ground level access to piping.

**P Trap LA Pattern w/Union (SJ X H)**

3221A	1-1/2"	78715	20	720	\$ 17.68
-------	--------	-------	----	-----	----------






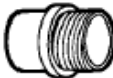

Used to prevent the passage of sewer gas from the plumbing system into house through the plumbing fixture drain, when local code doesn't permit the use of slip coupled traps.








**P Trap, w/Union (H X H)**



3211E	1-1/2"	78315	20	900	\$ 10.37
3212E	2"	78320	25	450	\$ 22.53

Used to prevent the passage of sewer gas from the plumbing system into house through the plumbing fixture drain.

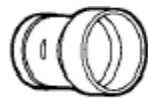
Description	Old Sloane Part No.	Size	Genova Part No.	Master Ctn.	Skid Qty.	List Each
<b>P Trap w/Solvent Weld Joint (H X H)</b>						
	3201	1-1/2"	78515	20	1200	\$ 8.11
	3202	2"	78520	20	540	\$ 10.94
	3203	3"	78530	10	120	\$ 37.08
	3204	4"	78540	5	60	\$ 84.54
Used to prevent the passage of sewer gas from the plumbing system into house through the plumbing fixture drain.						
<b>P Trap w/Cleanout &amp; Solvent Weld Joint (H X H)</b>						
	3201A	1-1/2"	78415	20	900	\$ 13.39
	3202A	2"	78420	20	540	\$ 22.70
Used to prevent the passage of sewer gas from the plumbing system into house through the plumbing fixture drain.						
<b>P-Trap U-Bend (H X H)</b>						
	3201-1	1-1/2"	78015	20	1440	\$ 6.48
	3202-1	2"	78020	20	720	\$ 12.42
	3203-1	3"	78030	15	225	\$ 34.53
	3204-1	4"	78040	10	120	\$ 68.24
Bottom part of trap furnished without cleanout.						
<b>P-Trap Ell (Spg X H) (Short Sweep)</b>						
	2211	1-1/2"	72915	100	3600	\$ 4.03
	2212	2"	72920	20	1600	\$ 6.90
Used to change direction in the "dry" portion of vent piping where water flow is not a consideration.						
<b>Swivel Drum Trap (H X H)</b>						
	3243A	3 X 6 X 1-1/2"	75715	15	540	\$ 32.83
PVC version of the old style bathtub "Drum Trap". Largely replaced today by the conventional 11/2" P-Trap						
<b>Trap Adapter, Female w/Self Sealing Nut (H X SJT)</b>						
	2851A	1-1/2"	72215	100	4500	\$ 3.33
	2852A	2"	★	40	3840	\$ 6.64
	2860A	* 1-1/2 X 1-1/2" or 1-1/4"	72211	100	4500	\$ 3.49
Utilized to adapt PVC pipe to tubular traps at wall or floor.*Utilizes special washer which seals to either 11/2" or 11/4" tubular products, reducing the number of SKU's needed in inventory. This fitting solvent welds over an 11/2" DWV pipe. Sometimes referred to as a Marvel.						
<b>Trap Adapter, Female less Washer &amp; Nut (H X MPT)</b>						
	2860	1-1/2" X 1-1/4"	★	90	8640	\$ 3.20
<b>Trap Adapter, Male less Washer &amp; Nut (Spg X MPT)</b>						
	2801	1-1/2"	72415	100	4500	\$ 2.96
	2802	2"	72420	100	4500	\$ 8.80
Adapts fitting hub to standard female pipe threads. Teflon thread tape is recommended for threaded joints.						
<b>Trap Adapter, Male w/Washer &amp; Nut (Spg X SJT)</b>						
	2801A	1-1/2"	72315	100	4500	\$ 3.48
	2802A	2"	★	50	4800	\$ 12.38
	2801A2	*1-1/2 X 1-1/2" or 1-1/4"	72311	100	4500	\$ 3.73
Adapts PVC fitting hub to tubular traps in a wall or floor. *Utilizes special washer which seals to either 11/2" or 11/4" tubular products, reducing the number of SKU's needed in inventory. This fitting solvent welds into a 11/2" DWV fitting hub. Sometimes called a Marvel.						
<b>Slip Joint Nut (FPT)</b>						
	3931	1-1/2"	★	200	28800	\$ 1.17

Description	Old Sloane Part No.	Size	Genova Part No.	Master Ctn.	Skid Qty.	List Each
<b>Closet Flange (Hub)</b>						
	3633	4" X 3"	75135	20	600	\$ 9.51
	3603	4"	75141	10	600	\$ 10.82
Used for mounting toilet base to drain.						
<b>Closet Flange, Hub End w/Adjustable Plastic Ring</b>						
	3614	4" X 3"	★	30	960	\$ 17.47
<b>Closet Flange, Hub End w/Adjustable Metal Ring</b>						
	3614M	4" X 3"	75150	10	600	\$ 20.59
		4" X 3" w/Stainless Steel Ring	75150-S	20		\$ 42.23
	3611M	4"	75155	20	720	\$ 26.37
This flange has an adjustable metal ring which allows for easy toilet alignment and a special closet bolt holding design for easy toilet mounting.						
<b>Closet Flange, w/Adjustable Plastic Ring (Spg)</b>						
	3612	4"	★	30	960	\$ 26.93
<b>Closet Flange, w/Adjustable Metal Ring (Spg)</b>						
	3616M	4" X 3"	75146	10	600	\$ 24.94
		4" X 3" w/Stainless Steel Ring	75146-S	20		\$ 50.63
	3612M	4"	75164	10	600	\$ 28.76
This flange has an adjustable metal ring which allows for easy toilet alignment and a special closet bolt holding design for easy toilet mounting.						
<b>Closet Flange, w/ "Pop-Top" feature</b>						
	3632	4" X 3" - Hub	75134	20	600	\$ 11.08
		4" - Hub	75140			\$ 16.50
		4" X 3" - Spigot	75139	20		\$ 15.96
Unique "Pop-Top" feature prevents debris from entering plumbing system prior to setting the toilet. Used for mounting toilet base to drain.						
<b>Offset Closet Flange (Hub) One Piece</b>						
	3637	4" X 3"	★	20	480	\$ 43.90
<b>Offset Closet Flange w/Adjustable Metal Ring (Hub)</b>						
	3639M	4" X 3"	75160	10	600	\$ 32.91
Used for mounting toilet base to drain.						
<b>Closet Bend, Reducing (Spg X Hub)</b>						
	3103	4" X 3"	72934	20	240	\$ 26.26
Used to change direction in piping and size of pipe directly into fitting hub; usually a closet flange directly under a toilet. Works well in tight space applications on second floors.						
<b>Closet Flange w/Adjustable Metal Ring (Slab)</b>						
		4/4 X 3"	75144	10		\$ 18.44
Solvent welds into 4" Sch. 40 or over 3" Sch. 40 pipe. Provides for a simple method of installing a closet flange on a cement floor.						

Description	Old Sloane Part No.	Size	Genova Part No.	Master Ctn.	Skid Qty.	List Each
<b>Expansion Joint (H X H)</b>						
		2"	76520	15	675	\$ 85.40
		3"	76530	10	360	\$ 105.23
		4"	76540	10	120	\$ 218.60

To provide for expansion in straight vertical pipe runs exceeding 35 feet in length.

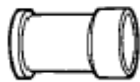
**No Hub Adapter, Cast Iron (Spg X H)**



3422	2"	72120	100	3600	\$ 6.07
3423	3"	72130	20	1600	\$ 8.76
3424	4"	72140	10	960	\$ 11.28

Adapts No Hub Elastomer Coupling to DWV Spigot. Provides a proper method of adapting from no-hub cast iron pipe utilizing the standard no-hub clamp ring.

**Hub Adapter, Cast Iron (Spg X H)**



3452	2"	70520	25	1500	\$ 9.83
3468	2 X 1-1/2"	70521	20	1440	\$ 11.27
3453	3"	70530	20	720	\$ 17.60
3454	4"	70540	10	360	\$ 30.78
3464	4 X 3"	70543	20	540	\$ 20.79

Adapts Cast Iron Hub to DWV Spigot. Can be joined to cast iron with Genova Plastic Lead or hot molten lead.

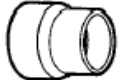
**Spigot Adapter, Cast Iron (H X H)**



3303	3"	71730	10	600	\$ 18.92
3304	4"	71740	10	360	\$ 23.39

Adapts Cast Iron Spigot to DWV Spigot. This fitting adapts Sch. 40 pipe to 4" cast iron spigot.

**Adapter Coupling (Sewer H X DWV H)**



3036	4" X 3"	71543	20	900	\$ 13.63
------	---------	-------	----	-----	----------

Adapts Sewer & Drain Spigot to DWV Spigot

**Adapter Bushing (DWV Spg X Sewer H)**



2841	3"	★	50	3600	\$ 12.76
2842	4"	75340	25	1125	\$ 7.13

Adapts DWV Hub to Sewer & Drain Spigot

**Adapter Bushing (Sewer Spg X DWV H)**



2764	4 X 3"	74243	20	900	\$ 13.23
------	--------	-------	----	-----	----------

Adapts Sewer & Drain Hub to DWV Spigot

**"Snap-Fit" Thermoplastic Roof Flashings**

11/4-2"	14661	10	\$ 16.73
2"	14562	10	\$ 23.08
3"	14563	10	\$ 23.08
4"	14564	10	\$ 23.08

Base dimensions (14661) 8-1/2" x 11-3/4", (14562-64) 12" X 16".

These weatherproof thermoplastic flashings, featuring a replacement boot, provide a permanent seal around plumbing vent pipes. Manufactured totally from corrosion proof materials. They eliminate shingle staining problems. Can be used on all types of plumbing pipes and electrical conduit.

**★ Items indicated with a star have been discontinued and are only available until current stock is depleted.**

## COMPETITOR CROSS-REFERENCE

Genova	Sloane	Mueller	Charlotte	Nibco
71415	2101	06403	441	4811-V
71420	2102	06404	441	4811-V
71430	2103	06405	441	4811-V
71416	2114	06413		4811-14-V
71421	2115	06414		4811-14-V
71431	2116	06415		4811-14-V
71441	2117	06416		4811-14-V
71121	2126	05758	401	4811
71122	2127	05760	401	4811
71123	2128	05761	401	4811
71132	2130	05763	401	4811
71131	2131	05764	401	4811
71142	2134	05765	401	4811
71143	2136	05766	401	4811
71114	2150	05751	400	4811
71115	2151	05752	400	4811
71120	2152	05753	400	4811
71130	2153	05754	400	4811
71140	2154	05755	400	4811
71160	2156	05756	400	4811
73532	2181	05820	429	4835
73530	2184	05814	428	4835
73540	2185	05815	428	4835
73520	2186	05813	428	4835
73515	2187	05812	428	4835
73521	2188	05817	429	4835
73531	2189	05818	429	4835
73542	2190	05240	429	4835
73543	2191	05821	429	4835
70715	2201	06084	331	4807-V
70720	2202	06085	331	4807-V
70730	2203	06086	331	4807-V
72915	2211	06088	333	4807-2-V
72920	2212	06089	333	4807-2-V
72834	2223			
73131	2235	06069	300-S	4807-9
73031	2244	06041	303	4861-LH
73032	2245	06042	303	4861-LH
72814	2250	05875		4807
72815	2251	05876	300	4807
72820	2252	05877	300	4807
72830	2253	05878	300	4807
72840	2254	05879	300	4807
72860	2256	06130	300	4807
70716	2261	06045	327	4837
70736	2263	06047	327	4837
70722	2265	06049	327	4837
73815	2276	05871	304	4807-LT
73820	2277	05872	304	4807-LT
73830	2278	05873	304	4807-LT
73840	2279	05874	304	4807-LT
71014	2300	05816	600	4810
71015	2301	05822	600	4810
71020	2302	05823	600	4810

Genova	Sloane	Mueller	Charlotte	Nibco
71030	2303	05824	600	4810
71040	2304	05825	600	4810
71060	2306	06135	600	4810
	2321	05832	601	
71023	2324	05831	601	4810
71021	2325	05826	601	4810
71032	2326	05828	601	4810
71043	2327	05830	601	4810
71042	2328	05829	601	4810
71031	2331	05827	601	4810
71064	2344	06137	601	4810
73415	2351	05838	611	4834
73420	2352	05839	611	4834
73430	2353	05840	611	4834
73440	2354	05841	611	4834
73421	2374	05847	612	4834
73431	2376	05843	612	4834
73432	2377	05844	612	4834
73442	2380	05845	612	4834
73443	2381	05846	612	4834
	2388	06142		4834
72715	2401	05890	323	4806-2
72720	2402	05891	323	4806-2
72730	2403	05892	323	4806-2
72740	2404	05893	323	4806-2
72760	2406	06133	323	4806-2
72916	2451	05880	302	4807-2
72926	2452	05881	302	4807-2
72936	2453	05882	302	4807-2
72946	2454	05883	302	4807-2
	2456	05889	302	4807-2
70614	2500	05884	321	4806
73615	2501	05885	321	4806
73620	2502	05886	321	4806
70630	2503	05887	321	4806
70640	2504	05888	321	4806
70660	2506	06132	321	4806
70815	2551	05899	324	4808
70820	2552	05900	324	4808
70830	2553	05901	324	4808
70840	2554	05983	324	4808
70860	2556	05988	324	4808
75815	2561	05984	326	4808-2
75820	2562	05985	326	4808-2
75830	2563	05986	326	4808-2
75840	2564	05987	326	4808-2
70915	2601	05895	319	4860
70920	2602	05896	319	4860
70930	2603	05897	319	4860
70940	2604	05982	319	4860
70211	2750	05904	107	4801-2-F
70221	2752	05906	107	4801-2-F
	2753	05913	108	4803-2-F
70232	2754	05908	107	4801-2-F

## COMPETITOR CROSS-REFERENCE

Genova	Sloane	Mueller	Charlotte	Nibco
70243	2756	05909	107	4801-2-F
70242	2758	05910	107	4801-2-F
70224	2760	05905	107	
70231	2762	05907	107	4801-2-F
74243	2764			
70264	2767			
72415	2801	06386	103	4804-2
72420	2802	06385	103	4804-2
	2841	05990	118	
75340	2842	05991	118	
	2860			
70414	2870	05931	109	4804
70415	2871	05927	109	4804
70420	2872	05928	109	4804
70430	2873	05929	109	4804
70440	2874	05930	109	4804
70314	2890	05868	101	4803
70315	2891	05866	101	4803
70320	2892	05867	101	4803
70330	2893	05869	101	4803
70340	2894	06396	101	4803
70360	2896	06147	101	4803
70114	3000	05932	100	4801
70115	3001	05933	100	4801
70120	3002	05934	100	4801
70130	3003	05935	100	4801
70140	3004	05936	100	4801
70160	3006	06143	100	4801
70121	3022	05948	102	4801
70131	3023	05949	102	4801
70132	3024	05950	102	4801
70142	3025	05951	102	4801
70143	3026	05952	102	4801
71543	3036	05962	117	4800-SD
	3050	05937		4818
71815	3051	05938	106	4818
71820	3052	05939	106	4818
71830	3053	05941	106	4818
71840	3054	05942	106	4818
	3056			
71860	3057	06146	106	4818
	3062			
71853	3063			
70151	3081	05977	116	4817
70152	3082	05978	116	4817
70153	3083	05979	116	4817
70154	3084	05980	116	4817
72934	3103	06107	330	4807-2-CL
78515	3201	05214	706-X	4885
78520	3202	05222	706-X	4885
78530	3203	05230	706-X	4885
78540	3204	05231	706-X	4885
71730	3303			
71740	3304	05946	122	4800

Genova	Sloane	Mueller	Charlotte	Nibco
	3354			
	3421			
72120	3422	05954	119	4805-N
72130	3423	05955	119	4805-N
72140	3424	05956	119	4805-N
	3428	05953	119	4805-N
70520	3452	05957	123	4805
70530	3453	05958	123	4805
70540	3454	05959	123	4805
70543	3464	05960	123-R	4805
70521	3468	05961	123-R	4805
75141	3603	05902	800	4851
	3611	05256	822	
	3612	05264		
	3614	05251		
	3631	05257	815-KO	4853-KO
75134	3632	05254	800-KO	4855
75135	3633	05903	800	4851
	3637			
71614	3701	05922	105	4803-2
71619	3702	05923	105	4803-2
71629	3703	05924	105	4803-2
71639	3704	05925	105	4803-2
71659	3706	06148	105	4803-2
71633	3723	05237	448	4811-C
71644	3724	05238	448	4811-C
	3931	05744		
	4111			
72621	4149	05247	500	4835-B
72515	4301	05853	501	4812-LR
72520	4302	05858	501	4812-LR
72530	4303	05852	501	4812-LR
72540	4304	05860	501	4812-LR
72521	4320	05865	502	4812-LR
72531	4326	05837	502	4812-LR
72532	4327	05857	502	4812-LR
72542	4337	05863	502	4812-LR
72543	4338	05864	502	4812-LR
	4746			
	5131	06118	404	4811-2
76140	5154	06120	403	4811-2
	5181	06310		
	5302	06368	602	4810-2
	5303	06369	602	4810-2
	5304	06370	602	4810-2
	5327	06375	603	4810-2
	5328	06374	603	4810-2
	5331	06372	603	4810-2
71315	2114A	05997	444-X	4814
71320	2115A	05998	444-X	4814
71330	2116A	05999	444-X	4814
71340	2117A	06000	444-X	4814
	2146R			
	2147L	05781	416	4871

## COMPETITOR CROSS-REFERENCE

Genova	Sloane	Mueller	Charlotte	Nibco
77031	2147LR	05810	418	4870
	2147R	05795	417	4872
77132	2148L	05782	416	4871
77232	2148R	05796	417	4872
77042	2157LR	05808	418	4870
	2157R	05797	417	4872
	2800A	06308		4801-2-7
72315	2801A	06410	103-P	4801-2-7
72311	2801A2	06378	103-X	4801-2-7-B
	2802A	06390	103-P	4801-2-7
	2850A	06380		4801-7
72215	2851A	06383	104-P	4801-7

\*\*The part number cross-references in this catalog are provided with latest information available at time of publication.

---

## GENOVA PRODUCTS, INC. LIMITED PRODUCT WARRANTY

Genova PVC DWV fittings have been designed for drainage applications servicing inhabited structures. Uses for other purposes will void our warranties and no liabilities will be accepted as a result thereof. Genova warrants that its fittings are produced in conformance to applicable national standards and this fact is attested to by independent testing laboratory reports. Genova manufactures their Schedule 40 DWV fittings to conform to the applicable ASTM Standard. While reasonable care has been taken in the manufacture, we cannot guarantee the performance of installed jobs, due to wide variance of installation conditions present over which we have no control. Our warranties are void in installations where all system components are not of our manufacture.

Liability in all cases is limited to refund of the factory purchase price or factory replacement of the product proven to be unserviceable. In no case will claims for installation labor or consequential property damage be honored. "THERE ARE NO WARRANTIES, EXPRESSED OR IMPLIED INCLUDING ANY IMPLIED WARRANTY OF MERCHANTABILITY OR FITNESS FOR A PARTICULAR PURPOSE, WHICH EXTEND BEYOND THE ABOVE DESCRIPTION."