


Forged/Cast Pressure & Wrot/Cast DWV
Solder Joint Fittings


Forged Brass & Cast Pressure Fittings

Male Adapter C X M 


| Part # | Size | List | Pkg | Ctn |
|--------------|-------------|--------|-----|-----|
| K10-101-0050 | 1/2 | 8.05 | 50 | 200 |
| K10-101-0057 | * 1/2 X 3/4 | 37.76 | 25 | 250 |
| K10-101-0100 | 3/4 | 14.30 | 25 | 150 |
| K10-101-0105 | 3/4 X 1 1/4 | 55.27 | 10 | 80 |
| K10-101-0107 | * 3/4 X 1/2 | 15.46 | 25 | 300 |
| K10-101-0150 | 1 | 54.45 | 10 | 100 |
| K10-101-0215 | 1 1/4 | 80.17 | 10 | 60 |
| K10-101-0295 | * 1 1/2 | 91.97 | 10 | 50 |
| K10-101-0390 | * 2 | 155.92 | 5 | 50 |
| K10-101-0520 | * 2 1/2 | 223.99 | - | 20 |
| K10-101-0860 | * 4 | 481.70 | - | - |

Hose Adpt. C X Hose Thd.

| Part # | Size | List | Pkg | Ctn |
|--------------|-------------|-------|-----|-----|
| K10-102-0057 | * 1/2 X 3/4 | 17.64 | - | 75 |

Female Adapter C X F 


| Part # | Size | List | Pkg | Ctn |
|--------------|-------------|--------|-----|-----|
| K10-105-0050 | 1/2 | 9.23 | 50 | 400 |
| K10-105-0057 | * 1/2 X 3/4 | 46.47 | - | - |
| K10-105-0100 | 3/4 | 17.85 | 25 | 150 |
| K10-105-0105 | 3/4 X 1 1/4 | 79.39 | 10 | 80 |
| K10-105-0106 | * 3/4 X 1 | 75.80 | - | 150 |
| K10-105-0150 | 1 | 56.34 | 10 | 100 |
| K10-105-0157 | * 1 X 1 1/2 | 91.02 | - | 40 |
| K10-105-0215 | * 1 1/4 | 91.99 | 10 | 100 |
| K10-105-0295 | 1 1/2 | 144.18 | 10 | 100 |
| K10-105-0304 | * 1 1/2 X 1 | 96.77 | - | 60 |
| K10-105-0390 | * 2 | 195.78 | - | 24 |
| K10-105-0650 | * 3 | 380.46 | - | 12 |

Female Adapter Ftg. X F 


| Part # | Size | List | Pkg | Ctn |
|--------------|-------------|-------|-----|-----|
| K10-115-0059 | 1/2 X 1/4 | 27.73 | 50 | 500 |
| K10-115-0107 | * 3/4 X 1/2 | 43.21 | - | - |
| K10-115-0159 | 1 X 3/4 | 84.50 | - | - |

Flush Bushing Ftg. X C


| Part # | Size | List | Pkg | Ctn |
|---------------------|----------------|---------------|----------|-----------|
| K10-140-0663 | * 3 X 2 | 995.92 | - | 25 |

Drain Coupling w/Cap 


| Part # | Size | List | Pkg | Ctn |
|--------------|-------|-------|-----|-----|
| K10-175-0050 | * 1/2 | 21.30 | 10 | 200 |
| K10-175-0100 | * 3/4 | 25.24 | 25 | 200 |

Crosses C X C X C X C 


| Part # | Size | List | Pkg | Ctn |
|--------------|---------|--------|-----|-----|
| K10-195-0050 | 1/2 | 34.59 | 45 | 180 |
| K10-195-0100 | 3/4 | 67.17 | 10 | 100 |
| K10-195-0150 | * 1 | 114.11 | 5 | 100 |
| K10-195-0215 | * 1 1/4 | 163.98 | 5 | 50 |
| K10-195-0390 | * 2 | 441.60 | - | 25 |

90 Deg. Ells C X C 

| Part # | Size | List | Pkg | Ctn |
|--------------|-------------|-------|-----|-----|
| K10-235-0223 | 1 1/4 X 3/4 | 77.58 | 10 | 60 |

90 Deg. Ells w/Drain Caps C X C 


| Part # | Size | List | Pkg | Ctn |
|--------------|-------|-------|-----|-----|
| K10-236-0050 | * 1/2 | 23.37 | - | 25 |

90 Drop Ells C X C 

| Part # | Size | List | Pkg | Ctn |
|--------------|------|--------|-----|-----|
| K10-240-0050 | 1/2 | 15.75 | 50 | 200 |
| K10-240-0100 | 3/4 | 46.03 | 10 | 80 |
| K10-240-0150 | * 1 | 107.62 | - | - |

90 Hi-Ear Ells C X C


| Part # | Size | List | Pkg | Ctn |
|--------------|------|--------|-----|-----|
| K14-240-0050 | 1/2 | 21.30 | 25 | 250 |
| K14-240-0100 | 3/4 | 108.28 | 10 | 100 |

90 Deg. Ells C X M 


| Part # | Size | List | Pkg | Ctn |
|--------------|-----------|--------|-----|-----|
| K10-255-0025 | 3/8 | 27.03 | 50 | 400 |
| K10-255-0050 | 1/2 | 15.18 | 50 | 200 |
| K10-255-0057 | 1/2 X 3/4 | 28.99 | 25 | 200 |
| K10-255-0058 | 1/2 X 3/8 | 26.26 | 50 | 250 |
| K10-255-0100 | 3/4 | 27.28 | 25 | 150 |
| K10-255-0107 | 3/4 X 1/2 | 34.28 | 10 | 100 |
| K10-255-0150 | 1 | 48.12 | 10 | 80 |
| K10-255-0215 | 1 1/4 | 93.30 | 10 | 50 |
| K10-255-0295 | 1 1/2 | 125.89 | 5 | 40 |
| K10-255-0390 | 2 | 205.58 | - | 20 |

90 Hi-Ear Ells C X F


| Part # | Size | List | Pkg | Ctn |
|--------------|------|-------|-----|-----|
| K14-259-0050 | 1/2 | 25.35 | 25 | 150 |
| K14-259-0100 | 3/4 | 57.41 | 25 | 100 |

90 Deg. Ells C X F 


| Part # | Size | List | Pkg | Ctn |
|--------------|-------------|--------|-----|-----|
| K10-257-0050 | 1/2 | 12.54 | 50 | 250 |
| K10-257-0057 | 1/2 X 3/4 | 34.41 | 25 | 150 |
| K10-257-0058 | 1/2 X 3/8 | 19.61 | 25 | 250 |
| K10-257-0059 | * 1/2 X 1/4 | 23.97 | - | 25 |
| K10-257-0100 | 3/4 | 21.43 | 25 | 100 |
| K10-257-0107 | 3/4 X 1/2 | 34.41 | 25 | 200 |
| K10-257-0150 | 1 | 67.97 | 10 | 50 |
| K10-257-0160 | 1 X 1/2 | 64.94 | 10 | 100 |
| K10-257-0215 | 1 1/4 | 115.17 | 5 | 60 |
| K10-257-0295 | 1 1/2 | 117.99 | 5 | 20 |
| K10-257-0390 | 2 | 210.15 | - | 20 |

90 Drop Ells C X F 

| Part # | Size | List | Pkg | Ctn |
|--------------|-----------|-------|-----|-----|
| K10-259-0025 | 3/8 | 23.61 | - | - |
| K10-259-0050 | 1/2 | 16.89 | 25 | 200 |
| K10-259-0058 | 1/2 X 3/8 | 27.45 | 25 | 200 |
| K10-259-0100 | 3/4 | 29.72 | 25 | 100 |
| K10-259-0107 | 3/4 X 1/2 | 54.18 | 25 | 100 |
| K10-259-0150 | * 1 | 95.01 | 10 | 120 |

90 Deg. Flanged Sink Ells C X F 


| Part # | Size | List | Pkg | Ctn |
|--------------|------|-------|-----|-----|
| K10-260-0050 | 1/2 | 28.79 | 25 | 100 |

45 Deg. Ells C X C 


| Part # | Size | List | Pkg | Ctn |
|---------------------|------------|---------------|----------|----------|
| K10-290-0860 | * 4 | 606.85 | - | 5 |

Drop Tees C X C X C


| Part # | Size | List | Pkg | Ctn |
|--------------|------|-------|-----|-----|
| K10-467-0050 | 1/2 | 29.52 | 25 | 250 |

Drop Tees C X C X F 


| Part # | Size | List | Pkg | Ctn |
|--------------|------|-------|-----|-----|
| K10-482-0050 | 1/2 | 37.65 | 25 | 150 |

Tees C X C X F 

| Part # | Size | List | Pkg | Ctn |
|--------------|---------------------|--------|-----|-----|
| K10-480-0025 | 3/8 | 35.42 | 50 | 500 |
| K10-480-0050 | 1/2 | 24.27 | 25 | 200 |
| K10-480-0057 | 1/2 X 1/2 X 3/4 | 45.52 | 25 | 200 |
| K10-480-0058 | 1/2 X 1/2 X 3/8 | 24.57 | 25 | 200 |
| K10-480-0100 | 3/4 | 39.29 | 10 | 100 |
| K10-480-0106 | 3/4 X 3/4 X 1 | 84.09 | 25 | 50 |
| K10-480-0107 | 3/4 X 3/4 X 1/2 | 41.15 | 25 | 100 |
| K10-480-0108 | 3/4 X 3/4 X 3/8 | 45.52 | - | - |
| K10-480-0117 | 3/4 X 1/2 X 3/4 | 56.47 | 25 | 100 |
| K10-480-0150 | 1 | 92.72 | 5 | 60 |
| K10-480-0159 | 1 X 1 X 3/4 | 63.60 | 10 | 80 |
| K10-480-0160 | 1 X 1 X 1/2 | 60.23 | 10 | 100 |
| K10-480-0215 | * 1 1/4 | 122.90 | - | 50 |
| K10-480-0222 | * 1 1/4 X 1 1/4 X 1 | 99.64 | - | 25 |
| K10-480-0223 | 1 1/4 X 1 1/4 X 3/4 | 99.64 | 10 | 50 |
| K10-480-0224 | 1 1/4 X 1 1/4 X 1/2 | 95.01 | 10 | 50 |
| K10-480-0295 | 1 1/2 | 166.41 | - | 25 |
| K10-480-0304 | 1 1/2 X 1 1/2 X 1 | 145.30 | 5 | 40 |
| K10-480-0306 | 1 1/2 X 1 1/2 X 1/2 | 145.30 | 5 | 40 |
| K10-480-0400 | 2 X 2 X 1 | 236.10 | - | 25 |

Tees C X F X C 

| Part # | Size | List | Pkg | Ctn |
|--------------|-----------------|--------|-----|-----|
| K10-492-0050 | 1/2 | 23.27 | 25 | 300 |
| K10-492-0100 | 3/4 | 44.35 | 10 | 100 |
| K10-492-0117 | 3/4 X 1/2 X 3/4 | 35.01 | 25 | 100 |
| K10-492-0150 | * 1 | 140.77 | - | 15 |
| K10-492-0169 | 1 X 3/4 X 1 | 97.47 | 10 | 40 |
| K10-492-0180 | 1 X 1/2 X 1 | 93.13 | 10 | 50 |


Baseboard Tees C X F X C 


| Part # | Size | List | Pkg | Ctn |
|--------------|---------------------|--------|-----|-----|
| K10-492-0081 | 1/2 X 1/8 X 1/2 | 21.17 | 50 | 250 |
| K10-492-0143 | 3/4 X 1/8 X 3/4 | 22.79 | 25 | 100 |
| K10-492-0206 | 1 X 1/8 X 1 | 42.34 | 10 | 50 |
| K10-492-0283 | 1 1/4 X 1/8 X 1 1/4 | 163.43 | 10 | 60 |


Tee C X F X F


| Part # | Size | List | Pkg | Ctn |
|--------------|-------|-------|-----|-----|
| K10-495-0050 | * 1/2 | 40.52 | - | 30 |

* Cast

| Tee F X F X C  | | | | |
|------------------------------------------------------------------------------------------------|-----------------|-------|-----|-----|
| Part # | Size | List | Pkg | Ctn |
| K10-498-0050 | 1/2 | 46.50 | 25 | 100 |
| K10-498-0100 | * 3/4 | 60.98 | - | 25 |
| K10-498-0107 | 3/4 X 3/4 X 1/2 | 51.64 | 10 | 100 |
| K10-498-0118 | 3/4 X 1/2 X 1/2 | 47.66 | 10 | 100 |

| 45° Wye C X C X C  | | | | |
|-----------------------------------------------------------------------------------------------------|---------|--------|-----|-----|
| Part # | Size | List | Pkg | Ctn |
| K10-840-0100 | 3/4 | 67.09 | - | 120 |
| K10-840-0295 | * 1 1/2 | 209.51 | 5 | 50 |

| Union C X F  | | | | |
|-----------------------------------------------------------------------------------------------|-------|--------|-----|-----|
| Part # | Size | List | Pkg | Ctn |
| K12-665-0050 | 1/2 | 56.39 | 25 | 200 |
| K12-665-0100 | 3/4 | 76.78 | 25 | 100 |
| K12-665-0150 | 1 | 159.73 | 10 | 100 |
| K12-665-0215 | 1 1/4 | 297.78 | 5 | 40 |
| K12-665-0295 | 1 1/2 | 377.13 | - | 50 |
| K12-665-0390 | 2 | 637.30 | - | 25 |

| Union C X M  | | | | |
|-----------------------------------------------------------------------------------------------|-------|--------|-----|-----|
| Part # | Size | List | Pkg | Ctn |
| K12-661-0025 | 3/8 | 60.95 | 25 | 300 |
| K12-661-0050 | 1/2 | 44.51 | 25 | 200 |
| K12-661-0100 | 3/4 | 66.76 | 10 | 100 |
| K12-661-0150 | 1 | 164.42 | 10 | 50 |
| K12-661-0215 | 1 1/4 | 203.82 | 5 | 30 |
| K12-661-0295 | 1 1/2 | 214.16 | - | 50 |
| K12-661-0390 | 2 | 328.85 | - | 25 |
| K12-661-0520 | 2 1/2 | 963.73 | - | 20 |

(CxX Unions are available on our Wrot/ACR price sheets)

| 90 Union Ell C X M | | | | |
|--------------------|------|--------|-----|-----|
| Part # | Size | List | Pkg | Ctn |
| K12-670-0150 | * 1 | 236.42 | - | - |

* Cast

Wrot DWV Solder Fittings

| Male Adapter C X M | | | | |
|--------------------|-------|-------|-----|-----|
| Part # | Size | List | Pkg | Ctn |
| 16-101-0295 | 1 1/2 | 33.74 | 10 | 100 |
| 16-101-0390 | 2 | 42.75 | 5 | 100 |

| Female Adapter C X F | | | | |
|----------------------|-------|-------|-----|-----|
| Part # | Size | List | Pkg | Ctn |
| 16-105-0215 | 1 1/4 | 29.38 | - | 150 |
| 16-105-0295 | 1 1/2 | 28.21 | 10 | 100 |
| 16-105-0390 | 2 | 52.67 | 10 | 100 |

| Trap Adapters M X SJ | | | | |
|----------------------|-------|-------|-----|-----|
| Part # | Size | List | Pkg | Ctn |
| 16-119-0295 | 1 1/2 | 52.85 | 10 | 50 |

| Test Cap | | | | |
|-------------|-------|-------|-----|-----|
| Part # | Size | List | Pkg | Ctn |
| 16-157-0050 | 1/2 | 1.90 | - | - |
| 16-157-0100 | 3/4 | 2.15 | - | - |
| 16-157-0150 | 1 | 3.84 | - | 400 |
| 16-157-0215 | 1 1/4 | 3.84 | 50 | 600 |
| 16-157-0295 | 1 1/2 | 3.86 | 50 | 600 |
| 16-157-0390 | 2 | 8.30 | 50 | 100 |
| 16-157-0650 | 3 | 17.03 | 25 | 200 |

| 90° Ell C X C | | | | |
|---------------|-------|--------|-----|-----|
| Part # | Size | List | Pkg | Ctn |
| 16-235-0215 | 1 1/4 | 21.48 | 25 | 100 |
| 16-235-0295 | 1 1/2 | 32.18 | 10 | 100 |
| 16-235-0390 | 2 | 42.00 | 5 | 50 |
| 16-235-0650 | 3 | 103.92 | 2 | 20 |

| Coupling w/Stop C X C | | | | |
|-----------------------|---------------|--------|-----|-----|
| Part # | Size | List | Pkg | Ctn |
| 16-165-0215 | 1 1/4 | 10.07 | 25 | 250 |
| 16-165-0295 | 1 1/2 | 12.49 | 25 | 250 |
| 16-165-0303 | 1 1/2 X 1 1/4 | 20.29 | 25 | 300 |
| 16-165-0390 | 2 | 17.35 | - | 250 |
| 16-165-0398 | 2 X 1 1/2 | 23.42 | 10 | 100 |
| 16-165-0399 | 2 X 1 1/4 | 19.00 | 10 | 100 |
| 16-165-0650 | 3 | 33.61 | - | 80 |
| 16-165-0663 | 3 X 2 | 74.54 | 5 | 100 |
| 16-165-0664 | 3 X 1 1/2 | 78.13 | 5 | 50 |
| 16-165-0860 | 4 | 107.01 | - | 36 |
| 16-165-0872 | 4 X 2 | 141.76 | - | - |

| Coupling Less Stop C X C | | | | |
|--------------------------|-------|--------|-----|-----|
| Part # | Size | List | Pkg | Ctn |
| 16-172-0215 | 1 1/4 | 14.70 | 25 | 200 |
| 16-172-0295 | 1 1/2 | 14.82 | 25 | 200 |
| 16-172-0390 | 2 | 20.29 | - | 100 |
| 16-172-0650 | 3 | 36.95 | - | - |
| 16-172-0860 | 4 | 124.29 | 2 | 2 |

| 90° Long Turn Ell C X C | | | | |
|-------------------------|-------|-------|-----|-----|
| Part # | Size | List | Pkg | Ctn |
| 16-242-0295 | 1 1/2 | 55.11 | - | - |
| 16-242-0390 | 2 | 78.09 | - | - |

| 90° Street Ell Ftg X C | | | | |
|------------------------|-------|-------|-----|-----|
| Part # | Size | List | Pkg | Ctn |
| 16-254-0215 | 1 1/4 | 38.30 | - | 200 |
| 16-254-0295 | 1 1/2 | 29.86 | 10 | 100 |
| 16-254-0390 | 2 | 57.93 | 50 | 50 |

| 45° Ell C X C | | | | |
|---------------|-------|-------|-----|-----|
| Part # | Size | List | Pkg | Ctn |
| 16-290-0215 | 1 1/4 | 19.79 | 25 | 200 |
| 16-290-0295 | 1 1/2 | 16.35 | 25 | 150 |
| 16-290-0390 | 2 | 37.63 | 5 | 5 |
| 16-290-0650 | 3 | 79.84 | 2 | 2 |

| 45° Street Ell Ftg X C | | | | |
|------------------------|-------|-------|-----|-----|
| Part # | Size | List | Pkg | Ctn |
| 16-295-0215 | 1 1/4 | 30.45 | 10 | 10 |
| 16-295-0295 | 1 1/2 | 22.91 | 10 | 100 |
| 16-295-0390 | 2 | 46.72 | 5 | 50 |


| Closet Flanges Less Tube Stop | | | | |
|-------------------------------|------|--------|-----|-----|
| Part # | Size | List | Pkg | Ctn |
| 16-340-0860 | 4 | 153.88 | 5 | 5 |


| Extended Bushings Ftg. X C | | | | |
|----------------------------|---------------|--------|-----|-----|
| Part # | Size | List | Pkg | Ctn |
| 16-410-0303 | 1 1/2 X 1 1/4 | 18.99 | 25 | 250 |
| 16-410-0398 | 2 X 1 1/2 | 20.73 | 10 | 100 |
| 16-410-0399 | 2 X 1 1/4 | 22.91 | - | - |
| 16-410-0663 | 3 X 2 | 87.91 | - | 50 |
| 16-410-0664 | 3 X 1 1/2 | 139.09 | 5 | 50 |


| Tee C X C X C | | | | |
|---------------|---------------|--------|-----|-----|
| Part # | Size | List | Pkg | Ctn |
| 16-460-0390 | 2 | 61.63 | 5 | 25 |
| 16-460-0398 | 2 X 2 X 1 1/2 | 58.18 | 5 | 50 |
| 16-460-0665 | 3 X 3 X 1 1/4 | 170.73 | 5 | 40 |


Cast DWV Solder Fittings


| Trap Adapters C X SJ | | | | |
|----------------------|-------|-------|-----|-----|
| Part # | Size | List | Pkg | Ctn |
| K20-109-0295 | 1 1/2 | 45.07 | 80 | 80 |

| Male Adapter C X M  | | | | |
|-------------------------------------------------------------------------------------------------------|------------------|--------------|-----|-----|
| Part # | Size | List | Pkg | Ctn |
| K20-101-0215 | 1 1/4 | 29.30 | 10 | 300 |
| K20-101-0295 | 1 1/2 | 37.93 | 10 | 100 |
| K20-101-0303 | 1 1/2 X 1 1/4 | 57.86 | 75 | 75 |
| K20-101-0390 | 2 | 48.04 | 60 | 60 |
| K20-101-0398 | 2 X 1 1/2 | 71.79 | - | - |
| K20-101-0650 | 3 | 226.77 | - | 20 |
| K20-101-0860 | 4 | 380.46 | - | 20 |


| Female Adapter C X F  | | | | |
|----------------------------------------------------------------------------------------------------------|----------------------|--------------|-----|----------|
| Part # | Size | List | Pkg | Ctn |
| K20-105-0221 | 1 1/4 X 1 1/2 | 37.74 | - | 5 |
| K20-105-0295 | 1 1/2 | 32.02 | 10 | 150 |
| K20-105-0302 | 1 1/2 X 2 | 99.38 | - | 5 |
| K20-105-0650 | 3 | 259.95 | - | 25 |
| K20-105-0860 | 4 | 424.02 | - | 20 |


| Soil Pipe Adapters, C X Spigot  | | | | |
|--------------------------------------------------------------------------------------------------------------------|-------|--------|-----|-----|
| Part # | Size | List | Pkg | Ctn |
| K20-110-0390 | 2 | 102.10 | 50 | 50 |
| K20-110-0394 | 2 X 4 | 335.55 | - | 25 |
| K20-110-0650 | 3 | 170.62 | - | 5 |
| K20-110-0660 | 3 X 4 | 311.36 | - | 20 |


| Soil Pipe Adapters C X No Hub  | | | | |
|-------------------------------------------------------------------------------------------------------------------|-----------|-------|-----|-----|
| Part # | Size | List | Pkg | Ctn |
| K20-112-0390 | 2 | 55.93 | 50 | 50 |
| K20-112-0302 | 1 1/2 X 2 | 59.50 | - | 50 |


| Fitting Adapters Ftg. X F  | | | | |
|---------------------------------------------------------------------------------------------------------------|-------|--------|-----|-----|
| Part # | Size | List | Pkg | Ctn |
| K20-115-0295 | 1 1/2 | 94.55 | 100 | 100 |
| K20-115-0390 | 2 | 128.86 | 50 | 50 |


| Trap Adapters M X SJ | | | | |
|----------------------|-------|-------|-----|-----|
| Part # | Size | List | Pkg | Ctn |
| K20-119-0215 | 1 1/4 | 49.67 | - | - |

| Trap Adapters F X SJ  | | | | |
|------------------------------------------------------------------------------------------------------------|--------------|--------------|-----|-----------|
| Part # | Size | List | Pkg | Ctn |
| K20-120-0295 | 1 1/2 | 64.39 | - | 10 |

| Caps  | | | | |
|--------------------------------------------------------------------------------------------|--------------|--------------|-----|-----|
| Part # | Size | List | Pkg | Ctn |
| K20-154-0295 | 1 1/2 | 78.64 | - | - |

| Fitting Cleanout Ftg. X Cleanout w/plug  | | | | |
|-------------------------------------------------------------------------------------------------------------------------------|-------|--------|-----|-----|
| Part # | Size | List | Pkg | Ctn |
| K20-161-0215 | 1 1/4 | 84.11 | 120 | 120 |
| K20-161-0295 | 1 1/2 | 106.16 | - | 100 |
| K20-161-0390 | 2 | 125.63 | 60 | 60 |

| Flush Fitting Cleanout Ftg. X Cleanout w/plug  | | | | |
|-------------------------------------------------------------------------------------------------------------------------------------|-------|--------|-----|-----|
| Part # | Size | List | Pkg | Ctn |
| K20-162-0215 | 1 1/4 | 51.55 | - | 25 |
| K20-162-0650 | 3 | 163.98 | 25 | 25 |

| Couplings C X C  | | | | |
|-------------------------------------------------------------------------------------------------------|-----------|--------|-----|-----|
| Part # | Size | List | Pkg | Ctn |
| K20-165-0663 | 3 X 2 | 87.30 | - | - |
| K20-165-0664 | 3 X 1 1/2 | 93.37 | - | - |
| K20-165-0872 | 4 X 2 | 170.86 | - | 25 |

| 90 Deg. Ells C X C | | | | | |
|---------------------|--------------|---------------|-----------|-----------|--|
| Part # | Size | List | Pkg | Ctn | |
| K20-235-0303 | 11/2 X 11/4 | 71.32 | 75 | 75 | |
| K20-235-0398 | 2 X 11/2 | 86.15 | 25 | 25 | |
| K20-235-0650 | 3 | 180.07 | 10 | 10 | |
| K20-235-0663 | 3 X 2 | 173.89 | 25 | 25 | |
| K20-235-0860 | 4 | 557.75 | - | - | |

| 90 Deg. Street Ells Ftg. X C | | | | | |
|------------------------------|------|--------|-----|-----|--|
| Part # | Size | List | Pkg | Ctn | |
| K20-254-0215 | 11/4 | 41.58 | - | 25 | |
| K20-254-0390 | 2 | 89.83 | 20 | 20 | |
| K20-254-0650 | 3 | 140.47 | - | - | |
| K20-254-0860 | 4 | 787.86 | - | 10 | |

| 90 Deg. Ells C X M | | | | | |
|--------------------|------|-------|-----|-----|--|
| Part # | Size | List | Pkg | Ctn | |
| K20-255-0295 | 11/2 | 88.22 | 50 | 50 | |

| 90 Deg. Ells C X F | | | | | |
|--------------------|------|--------|-----|-----|--|
| Part # | Size | List | Pkg | Ctn | |
| K20-257-0295 | 11/2 | 105.30 | 75 | 75 | |
| K20-257-0390 | 2 | 151.95 | - | 25 | |

| 60 Deg. Ells C X C | | | | | |
|--------------------|------|--------|-----|-----|--|
| Part # | Size | List | Pkg | Ctn | |
| K20-285-0215 | 11/4 | 75.49 | - | - | |
| K20-285-0390 | 2 | 82.74 | 80 | 80 | |
| K20-285-0650 | 3 | 218.55 | 20 | 20 | |

| 45 Deg. Ell C X C | | | | | |
|-------------------|------|--------|-----|-----|--|
| Part # | Size | List | Pkg | Ctn | |
| K20-290-0860 | 4 | 383.51 | - | - | |

| 45 Deg. Ell Ftg. X C | | | | | |
|----------------------|------|--------|-----|-----|--|
| Part # | Size | List | Pkg | Ctn | |
| K20-295-0650 | 3 | 173.46 | - | 25 | |

| 45 Deg. Ell C X M | | | | | |
|-------------------|------|--------|-----|-----|--|
| Part # | Size | List | Pkg | Ctn | |
| K20-296-0295 | 11/2 | 101.39 | - | - | |

| 22-1/2 Deg. Ell C X C | | | | | |
|-----------------------|------|--------|-----|-----|--|
| Part # | Size | List | Pkg | Ctn | |
| K20-310-0215 | 11/4 | 45.00 | - | 25 | |
| K20-310-0295 | 11/2 | 53.07 | - | - | |
| K20-310-0390 | 2 | 68.55 | - | 50 | |
| K20-310-0860 | 4 | 157.24 | 15 | 15 | |

| 11-1/4 Deg. Ell C X C | | | | | |
|-----------------------|------|--------|-----|-----|--|
| Part # | Size | List | Pkg | Ctn | |
| K20-315-0295 | 11/2 | 58.91 | - | 10 | |
| K20-315-0650 | 3 | 153.28 | 20 | 20 | |

| Closet Flanges Less Tube Stop | | | | | |
|----------------------------------|------|--------|-----|-----|--|
| Part # | Size | List | Pkg | Ctn | |
| K20-340-0860 | 4 | 172.83 | - | 5 | |

| Extended Bushings Ftg. X C | | | | | |
|----------------------------|-------|--------|-----|-----|--|
| Part # | Size | List | Pkg | Ctn | |
| K20-410-0663 | 3 X 2 | 101.49 | - | - | |
| K20-410-0870 | 4 X 3 | 166.35 | 40 | 40 | |

| Return Bend C X C | | | | | |
|-------------------|------|--------|-----|-----|--|
| Part # | Size | List | Pkg | Ctn | |
| K20-418-0295 | 11/2 | 128.38 | - | - | |

| Double Tee C X C X C X C | | | | | |
|--------------------------|----------|--------|-----|-----|--|
| Part # | Size | List | Pkg | Ctn | |
| K20-465-0295 | 11/2 | 112.99 | 25 | 25 | |
| K20-465-0390 | 2 | 260.42 | - | 25 | |
| K20-465-0398 | 2 X 11/2 | 233.28 | - | - | |
| K20-465-0695 | 3 X 2 | 332.13 | - | 15 | |

| Tee C X C X C | | | | | |
|---------------|-----------------|--------|-----|-----|--|
| Part # | Size | List | Pkg | Ctn | |
| K20-460-0215 | 11/4 | 96.72 | 50 | 50 | |
| K20-460-0295 | 11/2 | 122.38 | 60 | 60 | |
| K20-460-0390 | 2 | 144.37 | 25 | 25 | |
| K20-460-0398 | 2 X 11/2 | 62.41 | 40 | 40 | |
| K20-460-0413 | 2 X 11/2 X 2 | 114.13 | - | - | |
| K20-460-0414 | 2 X 11/2 X 11/2 | 111.68 | 50 | 50 | |
| K20-460-0650 | 3 | 250.40 | 15 | 15 | |
| K20-460-0663 | 3 X 3 X 2 | 194.02 | 10 | 10 | |
| K20-460-0860 | 4 | 637.30 | - | 5 | |
| K20-460-0873 | 4 X 4 X 11/2 | 500.72 | - | 10 | |

| Tee C X C X F | | | | | |
|---------------------|-----------------|---------------|-----------|-----------|--|
| Part # | Size | List | Pkg | Ctn | |
| K20-480-0215 | 11/4 | 124.24 | 50 | 50 | |
| K20-480-0295 | 11/2 | 128.97 | 60 | 60 | |
| K20-480-0390 | 2 | 205.58 | - | 25 | |
| K20-480-0414 | 2 X 11/2 X 11/2 | 189.29 | 20 | 20 | |

| Test Tee C X C X Cleanout w/Plug | | | | | |
|----------------------------------|------|--------|-----|-----|--|
| Part # | Size | List | Pkg | Ctn | |
| K20-485-0295 | 11/2 | 144.34 | - | 50 | |
| K20-485-0390 | 2 | 181.98 | - | 25 | |

| Tee C X F X C | | | | | |
|---------------|------|--------|-----|-----|--|
| Part # | Size | List | Pkg | Ctn | |
| K20-492-0295 | 11/2 | 175.98 | - | - | |

| Utility Tee C X C X C X C | | | | | |
|---------------------------|------|--------|-----|-----|--|
| Part # | Size | List | Pkg | Ctn | |
| K20-499-0390 | 2 | 394.20 | - | - | |

| Double Long Turn T-Y C X C X C X C | | | | | |
|---------------------------------------|------|--------|-----|-----|--|
| Part # | Size | List | Pkg | Ctn | |
| K20-522-0390 | 2 | 455.89 | - | 25 | |

| Wye C X C X C | | | | | |
|---------------|--------------|--------|-----|-----|--|
| Part # | Size | List | Pkg | Ctn | |
| K20-840-0215 | 11/4 | 92.15 | - | - | |
| K20-840-0295 | 11/2 | 100.37 | - | 50 | |
| K20-840-0303 | 11/2 X 11/4 | 119.67 | - | - | |
| K20-840-0390 | 2 | 130.45 | - | 25 | |
| K20-840-0398 | 2 X 11/2 | 138.82 | - | 50 | |
| K20-840-0399 | 2 X 11/4 | 161.47 | - | 50 | |
| K20-840-0413 | 2 X 11/2 X 2 | 161.47 | - | 50 | |
| K20-840-0650 | 3 | 315.23 | - | - | |
| K20-840-0664 | 3 X 3 X 11/2 | 286.79 | - | - | |
| K20-840-0665 | 3 X 3 X 11/4 | 271.78 | - | 25 | |

| Double Wye C X C X C X C | | | | | |
|--------------------------|----------------------|---------------|-----|-----|--|
| Part # | Size | List | Pkg | Ctn | |
| K20-845-0295 | 11/2 | 165.10 | - | 50 | |
| K20-845-0650 | 3 | 469.22 | - | 10 | |
| K20-845-0695 | 3 X 3 X 2 X 2 | 384.71 | - | - | |

| Swivel Drum Trap C X C X Cleanout w/Plug | | | | | |
|---------------------------------------------|--------------|--------|-----|-----|--|
| Part # | Size | List | Pkg | Ctn | |
| K24-541-1541 | 11/2 X 3 X 6 | 363.88 | 20 | 20 | |

| P-Traps C X C | | | | | |
|---------------|------|--------|-----|-----|--|
| Part # | Size | List | Pkg | Ctn | |
| K24-550-0215 | 11/4 | 169.13 | - | - | |
| K24-550-0295 | 11/2 | 163.43 | - | - | |
| K24-550-0390 | 2 | 252.47 | 20 | 20 | |
| K24-550-0650 | 3 | 606.43 | - | - | |

| P-Traps w/Cleanout C X C X Cleanout w/Plug | | | | | |
|-----------------------------------------------|------|--------|-----|-----|--|
| Part # | Size | List | Pkg | Ctn | |
| K24-551-0215 | 11/4 | 196.54 | - | 50 | |
| K24-551-0295 | 11/2 | 181.84 | 20 | 20 | |
| K24-551-0390 | 2 | 278.39 | - | 25 | |

| P-Traps C X SJ | | | | | |
|----------------|------|--------|-----|-----|--|
| Part # | Size | List | Pkg | Ctn | |
| K24-554-0295 | 11/2 | 244.11 | - | 25 | |

| P-Traps w/Union Joint L.A. Pattern F X SJ | | | | | |
|----------------------------------------------|------|--------|-----|-----|--|
| Part # | Size | List | Pkg | Ctn | |
| K24-556-0295 | 11/2 | 226.55 | - | - | |

| P-Traps w/Union Joint & Cleanout C X SJ X Cleanout w/Plug | | | | | |
|--------------------------------------------------------------|-------------|---------------|-----|-----------|--|
| Part # | Size | List | Pkg | Ctn | |
| K24-561-0295 | 11/2 | 241.03 | - | 50 | |

Italics indicates that once inventory is depleted material will no longer be available.

LT Copper is not responsible for typographical or printing errors that may be contained in this price sheet.

Prices subject to change without notice.

Warranty: Seller warrants that all fittings will be free from defects in materials and construction that will impair their usefulness, provided they are used as recommended. Any fitting that proves to be defective will be replaced or a credit issued but no incidental labor charges, expenses or damages will be allowed.

Not recommended for marine or aviation applications. Usage in these applications will void all warranties and liability.

Copper Tube (Alloy C 12200) has been evaluated by NSF International to NSF/ANSI Standard 61 for use in drinking water supplies of pH 6.5 and above. Drinking water supplies that are less than pH 6.5 may require corrosion control to limit leaching of copper into the drinking water.